

SIDEWALK INSPECTION BOROUGH OF PAXTANG

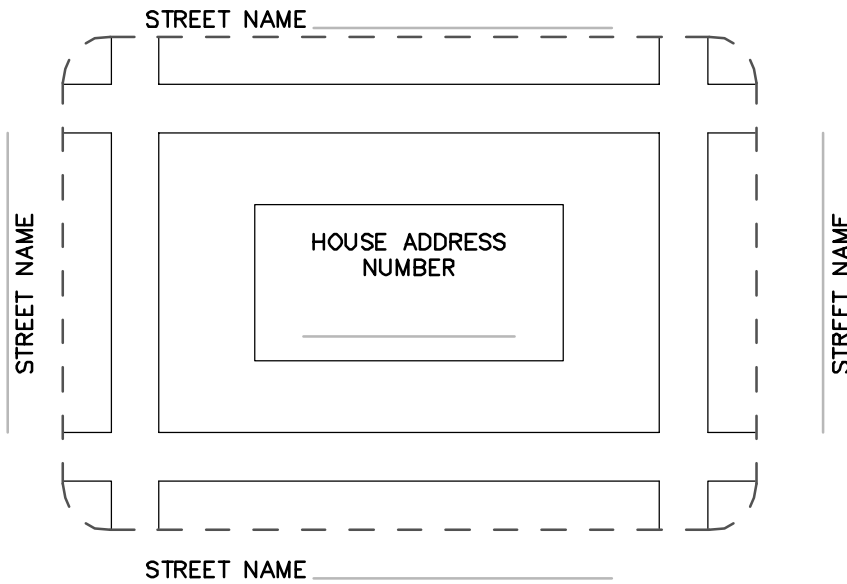
DATE: _____

LOCATION/ADDRESS OF DEFECT: _____

PROPERTY OWNER NAME: _____

PROPERTY OWNER ADDRESS: _____

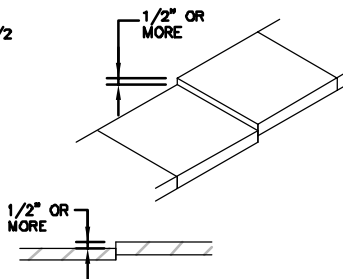
INSPECTOR: _____ DATE PASSED INSPECTION: _____



TYPE OF DEFECT	# OF SQUARES


TYPE A

- SIDEWALK**
- IS DISPLACED 1/2 INCH OR MORE VERTICALLY AT ANY POINT IN THE PANEL



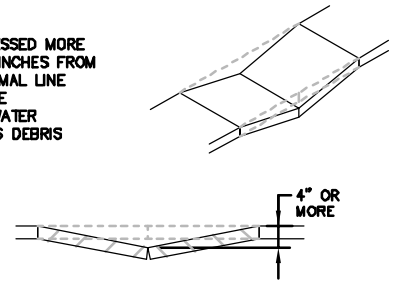
TYPE B1

- SIDEWALK:**
- SIDEWALK IS RAISED MORE THAN 4 INCHES FROM THE NORMAL LINE OF GRADE



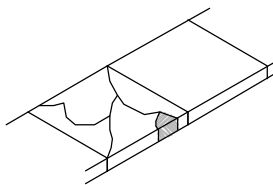
TYPE B2 ANY OF THE FOLLOWING:

- SIDEWALK**
- IS DEPRESSED MORE THAN 4 INCHES FROM THE NORMAL LINE OF GRADE
 - PONDS WATER
 - COLLECTS DEBRIS



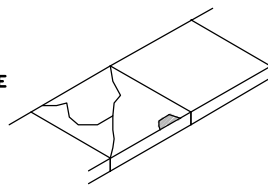
TYPE C1 ANY OF THE FOLLOWING:

- SIDEWALK**
- IS CRACKED INTO 4 OR MORE PIECES
 - IS MISSING A PIECE EQUAL TO OR EXCEEDING 16 SQUARE INCHES
 - IS MISSING A FULL DEPTH PIECE OF ANY SIZE



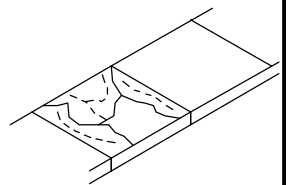
TYPE C2

- SIDEWALK**
- IS MISSING 3 PIECES OR LESS, WITH EACH PIECE BEING LESS THAN 16 SQUARE INCHES, BUT GREATER THAN 4 SQUARE INCHES



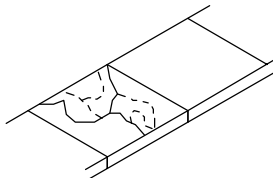
TYPE D1 ANY OF THE FOLLOWING:

- SIDEWALK**
- IS SPALLED 75% OR MORE OVER SURFACE
 - HAS A SPALLED AREA DEEPER THAN 1/2 INCH
 - HAS LOOSE OR DETERIORATING DAMAGE OVER THE MAJORITY OF THE SURFACE
 - DOES NOT DRAIN PROPERLY



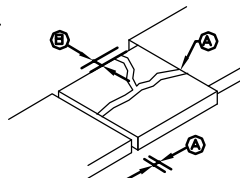
TYPE D2 EITHER OF THE FOLLOWING:

- MINOR SURFACE DAMAGE:**
- SIDEWALK IS SPALLED BETWEEN 50%-75% OVER SURFACE
 - MAJORITY OF THE PANEL DEEMED STRUCTURALLY SOUND WITHOUT DRAINAGE ISSUES.



TYPE E1 ANY OF THE FOLLOWING:

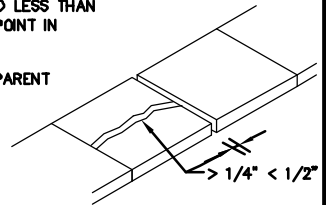
- SIDEWALK**
- HAS SEPARATION EQUAL TO OR EXCEEDING 1/2 INCH AT ANY POINT IN THE PANEL
 - HAS MORE THAN ONE SEPARATION
 - HAS ELEVATION OR DRAINAGE ISSUES
 - HAS SHIFTED MORE THAN 2 INCHES



Ⓐ GREATER THAN 1/2 INCH
Ⓑ GREATER THAN 2 INCHES

TYPE E2

- SIDEWALK**
- HAS ONE SEPARATION GREATER THAN 1/4 INCH AND LESS THAN 1/2 INCH AT ANY POINT IN THE PANEL
 - IS LEVEL
 - HAS NO OTHER APPARENT HAZARDS



WIDTH OF SIDEWALK: 4 FT 8 FT _____ FT APPROX. SQUARE FEET TO BE REPAIRED: _____